

# FAMILY NEWSLETTER

OUR WEEK WITH

experience  
**toddler**



# Bee Respectful

TOGETHER

TIME

## Peekaboo Mirror

### What?

In the story of the week at school, Bee makes a new bee friend who looks different than him. Compare how you and your child look alike, and note how you may differ.

### How?

Look into a mirror together and point to different body parts, such as eyes, hair, skin and teeth. Talk about how the child looks similar to and different from you.


### Why?

This activity supports self-awareness and lays the foundation for learning to appreciate and celebrate differences between the self and others.

**This week**, let's read books about being respectful towards those different from us. Find this one at your library or on YouTube:



**We're Better Together**  
by Eileen Spinelli



# Bee Respectful Calendar



## language & literacy

### LESSON 1

#### BOOK DISCOVERY

##### Read to Bee

LLD 5 CONCEPTS OF PRINT

Pretend to read books. Practice turning pages from front to back.

## math & reasoning

#### LIFE SKILLS

##### Egg Carton Honeycomb

SS 1 CULTURE & COMMUNITY

Imagine an egg carton is a honeycomb and fill it with pompoms.

## music & movement

#### COORDINATION

##### Sticky Honey

★ CA 2 DANCE & MOVEMENT

Build self-regulation skills by freezing one body part while moving the others to music.

## art & drama

#### COLLAGING

##### Sunflower Collage

LLD 2 COMMUNICATION

Tear yellow and orange paper, then glue the pieces to a plate to make a sunflower collage.

### LESSON 2

#### ACTIVE LISTENING

##### Bee Colorful Story

LLD 6 READING COMPREHENSION

Draw or scribble while listening to a read-aloud. Use the drawings to retell the story.

#### SORTING & SHAPES

##### Stinging Insects Matching Game

★ MR 6 CLASSIFICATION

Match the Color Bees, then find the same colors shown on each Stinging Insects Matching Card.

#### GROUP DANCE

##### Pass the White Egg

SED 3 ATTENTION & PERSISTENCE

Sit in a circle and pass a pompom around to the song.

#### PAINTING

##### Hexagon Shape Painting

CA 3 VISUAL ARTS

Explore stamping and painting on a large hexagon shape.

### LESSON 3

#### PICTURES & LETTERS

##### Wooden Letters

★ LLD 4 ALPHABETIC KNOWLEDGE

Build letters by putting blocks on masking tape letters.

#### SENSORY PLAY

##### Honeycomb Hexagons

MR 3 SHAPES

Identify and place shapes on a sensory mat.

#### SOUNDS & SIGNS

##### Fly, Butterfly, Fly!

CA 2 DANCE & MOVEMENT

Listen to a song and make the signing words for "butterfly" and "fly."

#### DRAMATIC PLAY

##### Queen Bee Headband

CA 4 DRAMA

Make a headband and pretend to be a buzzing bee.

### LESSON 4

#### STORY PLAY

##### Where Is Blue Bee?

LLD 6 READING COMPREHENSION

Identify the characters in a story. Hold a character Story Piece and look for it in the book.

#### NUMBER PLAY

##### Beehive Counting

MR 1 NUMBER SENSE

Count quantities up to five with the Beehive Rhyme Poster. Put pompoms on the Bee Number Cards.

#### CREATIVE MOVEMENT

##### Bee Rhythms

★ CA 1 MUSIC

Dance in a hexagon like a beehive cell. Create a rhythm with sticks.

#### STICKER ART

##### Bee Sticker Scene

PD 2 FINE MOTOR

Decorate a Scene with stickers.

### LESSON 5

#### COMMUNICATION

##### Name Bees

LLD 4 ALPHABETIC KNOWLEDGE

Invite the children to find the hidden bee with their name on it.

#### MEASURE WITH ME

##### Thick & Thin

MR 4 MEASUREMENT

Flatten playdough and talk about the concepts of thick and thin. Play with materials in various ways.

#### RHYTHM PATTERNS

##### Butterfly Rhythm

CA 1 MUSIC

Tap a beat on a bowl, then try tapping the syllables in each child's name to a beat.

#### COLORING

##### Listen & Draw

★ LLD 7 WRITING

Listen to a story, then pretend to buzz into a beehive and color.



# FAMILY NEWSLETTER

OUR WEEK WITH

# Butterflies


experience  
toddler



TOGETHER

TIME

**This week**, let's read books about butterflies. Find this one at your library or on YouTube:



**The Very Hungry Caterpillar**  
by Eric Carle

## Blanket Cocoon

### What?

In the story of the week, we learned about different types of caterpillars and how they become butterflies. Role-play changing from a caterpillar to a butterfly.

### How?

Invite your child to crawl like a caterpillar onto a blanket. Roll up your child in a blanket "cocoon," then slowly unwrap them until their arms are free and they can pretend to fly around the room like a butterfly.

### Why?

This activity supports dramatic play and explores life science concepts.





# Butterflies Calendar



experience  
**toddler**

## LESSON 1

### language & literacy

#### BOOK DISCOVERY **Butterfly Paths**

LID 5 CONCEPTS OF PRINT

Develop book handling skills by following text from left to right.

### math & reasoning

#### MEASURE WITH ME **Caterpillar Counting**

MR 4 MEASUREMENT

Explore concepts of length by making long and short caterpillars with pompoms.

### music & movement

#### COORDINATION **Butterfly Wings**

★ LID 1 LISTENING

Use listening skills while dancing and follow movement directions.

### art & drama

#### PAINTING **Butterfly Wing Designs**

CA 3 VISUAL ARTS

Create shape designs on butterfly wings.

## LESSON 2

#### COMMUNICATION **Signing Up & Down**

LID 2 COMMUNICATION

Use the signing words to signal standing "up" or sitting "down".

#### LIFE SKILLS **Flower Garden**

SCI 2 NATURAL & EARTH SCIENCE

Take care of a potted flower. Create a routine of watering and putting it in the window for sunlight.

#### GROUP DANCE **Dance to White**

PD 1 GROSS MOTOR

Dance with a partner. Hold hands and move together to pompoms spread out on the floor.

#### COLLAGING **Butterfly Collage**

★ CA 3 VISUAL ARTS

Use collage shapes to make butterfly designs.



## LESSON 3

#### ACTIVE LISTENING **Pompom Butterflies**

LID 3 PHONOLOGICAL AWARENESS

Imitate the sounds heard in a read-aloud story by moving a pompom "butterfly" high and low.

#### SORTING & SHAPES **Pollinator Match**

★ SED 4 SOCIAL RELATIONSHIPS

Remove a butterfly taped on the wall and land it on a matching color flower.

#### CREATIVE MOVEMENT **Letter X Song**

CA 2 DANCE & MOVEMENT

Listen for the letter X and dance around the Letter Card.

#### STICKER ART **My Favorite Butterfly**

PD 2 FINE MOTOR

Put butterfly stickers on a paper, then point at and circle a favorite butterfly.

## LESSON 4

#### STORY PLAY **Show the Butterfly**

LID 6 READING COMPREHENSION

Listen actively, stand and hold up the Story Piece when the same butterfly is named during a read-aloud.

#### NUMBER PLAY **Counting Wings**

MR 1 NUMBER SENSE

Match the butterfly wings so that the quantity is the same on both wings.

#### SOUNDS & SIGNS **Swinging Wings**

★ CA 2 DANCE & MOVEMENT

Listen and move to the beat of a song, freezing when a "butterfly" appears.

#### COLORING **Letter X Coloring**

LID 7 WRITING

Color the letter X and explore making sticks into the letter X.

## LESSON 5

#### PICTURES & LETTERS **Save the Butterflies**

★ LID 2 COMMUNICATION

Find the butterflies and get them safely into the Butterfly House.

#### SENSORY PLAY **Xylophone Match**

LID 4 ALPHABETIC KNOWLEDGE

Make the letter X with pompoms and match colored butterflies.

#### RHYTHM PATTERNS **Pick Up Hexagons**

CA 1 MUSIC

Dance freely to music while picking up and identifying shapes.

#### DRAMATIC PLAY **Cocoon Bag**

SCI 2 NATURAL & EARTH SCIENCE

Decorate a paper bag to look like a cocoon. Hide a photo of a butterfly inside, then pretend it emerges from the cocoon and flies around the room.






# Meadow

TOGETHER

TIME

**This week**, let's read books about meadows. Find this one at your library or on YouTube:



**Over in the Meadow**  
by Olive A. Wadsworth

## Hiding in the Grass

### What?

In the story of the week at school, we explored animals and insects that live in the meadow. Play hide and seek with your child this week.


### How?

Play together and look for colors in the grass. Cut up colored paper into different shapes and hide them outside in your yard. Show one color paper, and encourage your child to find matching colors in the grass.

### Why?

This activity supports sorting and color recognition skills. Some children see and recognize the colors but have difficulty recalling their names. Talk about colors you see everywhere every day to build vocabulary.





# Meadow Calendar



experience  
**toddler**

## language & literacy

## math & reasoning

## music & movement

## art & drama

### LESSON 1

#### BOOK DISCOVERY Picture or Letter?

LLD 5 CONCEPTS OF PRINT

Place a sticky note on each book page. Lift the flap and determine if a word or picture is hiding under it.

#### NUMBER PLAY Which Bug Is Hiding?

MR 7 LOGIC & REASONING

Select a card and hunt for that insect under the stacking cups. Flip over cups and identify the bug or bugs until you find the match.

#### SOUNDS & SIGNS Do You Hear a Moose?

SED 3 ATTENTION & PERSISTENCE

Listen to a song and make the signs for "moose" and "hear."

#### PAINTING Eggs on a Leaf

★ SCI 2 NATURAL & EARTH SCIENCE

Talk about butterfly eggs and decorate a paper leaf with butterfly "eggs."

### LESSON 2

#### STORY PLAY Hiding in the Meadow

LLD 2 COMMUNICATION

Hide the Story Pieces one at a time under a bowl. Tell a story about why that character may be hiding.

#### MEASURE WITH ME Longest Caterpillar

★ MR 4 MEASUREMENT

Explore long and short. Line up pompoms to make caterpillars of different sizes.

#### GROUP DANCE Special Leader

SED 1 SELF-AWARENESS

Take turns being the movement leader during the song.

#### STICKER ART Meadow of Stickers

PD 2 FINE MOTOR

Put stickers on a picture of a meadow.

### LESSON 3

#### ACTIVE LISTENING Butterfly Scarves

SED 3 ATTENTION & PERSISTENCE

Increase attention span by holding a scarf while listening to stories. Flap the scarves each time the page is turned during a read aloud.

#### SENSORY PLAY Eight Bees in a Meadow

LLD 4 ALPHABETIC KNOWLEDGE

Play with playdough on a mat. Form the letter M, then roll eight balls to make bees.

#### COORDINATION Changed

★ SED 4 SOCIAL RELATIONSHIPS

Do the Yoga pose during the song to improve balance, flexibility and strength.

#### DRAMATIC PLAY Peekaboo Bee

CA 4 DRAMA

Create a bee puppet and pretend to buzz it around the room.

### LESSON 4

#### PICTURES & LETTERS Fly to Letters

★ LLD 1 LISTENING

Take a butterfly off the wall, then "fly" to the matching Letter Flower.

#### SORTING & SHAPES Move the Bee

MR 3 SHAPES

Draw a card and move the bee on that shape to the beehive by following the dotted line. Keep drawing cards until all of the bees are in the beehive.

#### CREATIVE MOVEMENT Buzz Movements

CA 2 DANCE & MOVEMENT

Do hand motions along with the song.

#### COLORING Letter M Coloring

LLD 7 WRITING

Color the letter M and pictures that begin with the /m/ sound.

### LESSON 5

#### COMMUNICATION M Is for Mouse & Moose

LLD 4 ALPHABETIC KNOWLEDGE

Ask "where" questions and play hide and seek with different animals that begin with the /m/ sound.

#### LIFE SKILLS Flower Arranging

MR 6 CLASSIFICATION

Arrange flowers and pretend to deliver them to a friend. Rearrange the flowers in another vase and deliver again.

#### RHYTHM PATTERNS Bumble Bee Feeling Dance

CA 2 DANCE & MOVEMENT

Follow directions by moving with the words and music.

#### COLLAGING Moth Hole Collage

★ PD 2 FINE MOTOR

Explore circle shapes and make a caterpillar collage.



# FAMILY NEWSLETTER

OUR WEEK WITH

# One Busy Bee



**This week**, let's read books about bees.  
Find this one at your library or on YouTube:



**The Beeman**  
by Laurie Krebs

TOGETHER

TIME

## In & Out Honeycomb

### What?

In the story of the week, we learned about the busy work of bees. Pretend an egg carton is a honeycomb and explore filling it with "pollen" (cotton balls).

### How?

Set out an empty egg carton. Toss cotton balls all around the room. Encourage your child to buzz around, pick up the cotton balls and put them in the egg carton.

### Why?

This activity supports gross motor skills as your child walks, bends down and stands up to gather the cotton balls. It also helps your child learn about what bees do and how they survive.



# One Busy Bee Calendar

experience  
**toddler**

## language & literacy

### LESSON 1

#### BOOK DISCOVERY

##### See a Bee

LLD 5 CONCEPTS OF PRINT

Explore the book and how to hold it right-side up. Use the pictures as clues to what is happening in the story.

## math & reasoning

#### SORTING & SHAPES

##### Butterfly Color Sort

MR 6 CLASSIFICATION

Create and match playdough shapes to those on a poster.

## music & movement

#### SOUNDS & SIGNS

##### Kangaroo Kick

LLD 2 COMMUNICATION

Listen to a song and make the signs for "kangaroo" and "kick."

## art & drama

#### PAINTING

##### Beehive Stamping

★ CA 3 VISUAL ARTS

Explore stamping with paint and bubble wrap to make a beehive texture.



### LESSON 2

#### PICTURES & LETTERS

##### K Is for Kick

LLD 3 PHONOLOGICAL AWARENESS

Explore the /k/ sound while kicking a ball.

#### NUMBER PLAY

##### Fill the Honeycomb

★ MR 1 NUMBER SENSE

Roll the die and count the dots. Find the same number of playdough balls and put them on the Honeycomb Game Board until it is full.

#### GROUP DANCE

##### Fly to Colors

SCI 3 PHYSICAL SCIENCE

Listen for the color word(s) as the song plays and fly to that color object on the floor.

#### DRAMATIC PLAY

##### Migrating Butterfly

CA 4 DRAMA

Make a butterfly kite, then run with it outside.

### LESSON 3

#### ACTIVE LISTENING

##### Listening Bee

LLD 1 LISTENING

Point a finger and wiggle it in the air each time the word "bee" is read aloud.

#### SENSORY PLAY

##### Name Your Baby Bee

★ SS 1 CULTURE & COMMUNITY

Name, count and fly baby bees on the K & Flowers Sensory Mat.

#### CREATIVE MOVEMENT

##### Here Is the Beehive

LLD 3 PHONOLOGICAL AWARENESS

Count fingers while listening to a rhyme.

#### COLLAGING

##### Flower Collage

CA 3 VISUAL ARTS

Gather real flowers, then collage them onto a paper and frame it.

### LESSON 4

#### COMMUNICATION

##### Bee Outside

LLD 2 COMMUNICATION

Go outside and use the Story Pieces to tell a story about a bee's adventure.

#### MEASURE WITH ME

##### Biggest Bees & Butterflies

MR 4 MEASUREMENT

Put bees and butterflies in order from smallest to biggest.

#### COORDINATION

##### Hexagon Path

PD 1 GROSS MOTOR

Dance and improve balance by walking heel-to-toe on a masking tape path. Step over obstacles on the tape line.

#### STICKER ART

##### Drone Bees

★ PD 2 FINE MOTOR

Decorate a Scene with stickers.

### LESSON 5

#### STORY PLAY

##### Safe Homes

★ SED 1 SELF-AWARENESS

Choose a favorite story piece and follow simple directions, then build them a "safe home."

#### LIFE SKILLS

##### Water Rain

MR 4 MEASUREMENT

Explore how water drips through holes in a cup to make rain drops.

#### RHYTHM PATTERNS

##### Bee Beats

CA 1 MUSIC

Make music with friends by tapping together with sticks or spoons on one box.

#### COLORING

##### Letter K Coloring

LLD 7 WRITING

Trace over the letter K and explore words that begin with the /k/ sound.