



# FAMILY NEWSLETTER

OUR WEEK WITH

# A Community Collage

experience  
toddler

## TOGETHER TIME

### Nature Art

#### What?

In the story of the week at school, Fox and Raccoon work together to make a beautiful nature collage. Create a nature collage with your child this week.


#### How?

Go outside with your child to collect leaves, sticks, flower petals and any other nature items. Go inside and squeeze glue all over a sheet of paper. Work together to press the nature items onto the glue and make a collage.

#### Why?

This activity supports creative thinking and social skills by working together to gather materials and create art together.

**This week**, let's read books about friendship and working together. Find this one at your library or on YouTube:



**My Friend Rabbit**  
by Eric Rohmann





# A Community Collage Calendar



experience  
**toddler**

## language & literacy

### LESSON 1

#### BOOK DISCOVERY Community Storytime

LLD 6 READING COMPREHENSION

Pretend to read books. Practice turning pages from front to back. Name a color and find it in the book.

## math & reasoning

#### NUMBER PLAY Five Red Ladybugs

MR 1 NUMBER SENSE

Recite a counting rhyme and count ladybugs. Move them on the poster according to the rhyme.

## music & movement

#### COORDINATION Mambo Drum Rhythm

CA 1 MUSIC

Play bowls like mamba drums and keep the beat.

## art & drama

#### PAINTING A Starry Night

★ PD 2 FINE MOTOR

Create a painting inspired by Monet with a pipecleaner painting tool.

### LESSON 2

#### STORY PLAY Hello, Fox & Raccoon

LLD 5 CONCEPTS OF PRINT

Identify the characters in a story. Ask and answer questions with the Story Pieces.

#### SORTING & SHAPES Patterns in the Garden

★ MR 5 PATTERNS

Identify colors, create and replicate various patterns.

#### GROUP DANCE Green Shake Shake

CA 1 MUSIC

Listen and shake a parachute to a song. Explore moving in other ways around the parachute.

#### COLORING Forest Friends Coloring

LLD 7 WRITING

Color Forest Friends and recall the story.

### LESSON 3

#### COMMUNICATION Mix It Up

★ SCI 3 PHYSICAL SCIENCE

Mix paint and identify colors.

#### MEASURE WITH ME Tossing Crumpled Paper

MR 4 MEASUREMENT

Explore measuring distance by tossing crumpled paper and seeing which flies the farthest.

#### RHYTHM PATTERNS Triangle Wave

LLD 1 LISTENING

Listen for the word "triangle" and wave a triangle napkin in the sky.

#### STICKER ART Sticker Greeting Card

LLD 2 COMMUNICATION

Decorate a card with stickers and build fine motor skills.

### LESSON 4

#### ACTIVE LISTENING Listen & Draw

★ LLD 2 COMMUNICATION

Draw or scribble while listening to a read-aloud. Use the drawings to retell the story.

#### SENSORY PLAY Button Shape Press

MR 3 SHAPES

Explore pressing buttons into playdough to make shape impressions

#### SOUNDS & SIGNS Big & Small

LLD 2 COMMUNICATION

Practice making the signs for "big" and "small" while listening to a song, then find and compare the sizes of objects.

#### COLLAGING LOVE Stencil

CA 3 VISUAL ARTS

Create a LOVE collage with the stencil and paint.

### LESSON 5

#### PICTURES & LETTERS Highlight Letters

LLD 4 ALPHABETIC KNOWLEDGE

Work together to scribble and trace over highlighter letters on a large sheet of paper.

#### LIFE SKILLS Sweeping Up Leaves

PD 4 PERSONAL CARE

Sweep leaves onto a triangle tree made out of masking tape.

#### CREATIVE MOVEMENT From Leaf to Leaf

CA 2 DANCE & MOVEMENT

Pretend to be a ladybug and move from one leaf to another each time a ladybug flies away in the song.

#### DRAMATIC PLAY Jewelry Store

★ SS 2 CIVICS & ECONOMICS

Thread beads to create jewelry, then role-play buying and selling.



# FAMILY NEWSLETTER


OUR WEEK WITH

# Paintings

experience  
toddler



**This week**, let's read books about art. Find this one at your library or on YouTube:



## **Maisy Goes to Preschool**

by Lucy Cousins

TOGETHER

TIME

## Museum Walk

### **What?**


In the story of the week at school, we read about looking at famous paintings. Go to an art gallery or museum with your child and look at art together.

### **How?**

Your child is never too young to enjoy a museum. Remember to keep the visit short. When at the gallery or museum, talk with your child as you move from painting to painting. Talk about the animals, people and colors that you see.

### **Why?**

This activity builds vocabulary and communication skills by actively engaging your child during a shared experience.



# Paintings Calendar

experience  
**toddler**

## language & literacy

### LESSON 1

#### ACTIVE LISTENING Paintbrush Focus

SED 3 ATTENTION & PERSISTENCE

Increase attention span by moving a paintbrush in circles and other movements while engaging in a read-aloud.

## math & reasoning

#### NUMBER PLAY Painting Auction

MR 1 NUMBER SENSE

Pretend to buy paintings with play dollars.

## music & movement

#### CREATIVE MOVEMENT Paint a Square

CA 2 DANCE & MOVEMENT

Dance and paint squares in the air while listening to a song.

## art & drama

#### PAINTING Create a Self-Portrait

★ CA 3 VISUAL ARTS

Explore looking in mirrors and drawing a self-portrait.

### LESSON 2

#### BOOK DISCOVERY Paint from Left to Right

LID 5 CONCEPTS OF PRINT

Develop book-handling skills by following text from left to right.

#### MEASURE WITH ME Shape Sizes

MR 4 MEASUREMENT

Explore concepts of big-bigger-biggest by putting shape cards in order.

#### GROUP DANCE I'm Special

★ SS 1 CULTURE & COMMUNITY

Identify different body parts while moving to music.

#### DRAMATIC PLAY Girl with a Pearl Earring

SED 2 SELF-REGULATION

Explore the famous painting "Girl with a Pearl Earring" then talk about emotions and facial expressions.

### LESSON 3

#### STORY PLAY OOO Beautiful!

LID 6 READING COMPREHENSION

Listen actively and hold up the matching Story Piece Painting when it is named during a read-aloud. Say together, "OOO, so beautiful!"

#### SORTING & SHAPES Sandy Prints

★ MR 3 SHAPES

Practice matching shapes and drawing them in the sand.

#### SOUNDS & SIGNS Green Frog

LID 2 COMMUNICATION

Practice making the signs for "green" and "frog" while listening for prompts in a song.

#### COLLAGING My Picasso

CA 3 VISUAL ARTS

Make a collage while looking at a Cubist painting.

### LESSON 4

#### PICTURES & LETTERS First Letter Painting

LID 7 WRITING

Practice identifying the first letter in your name and pretend to paint over it with a paintbrush.

#### SENSORY PLAY Sensory Masterpiece Mat

PD 2 FINE MOTOR

Put playdough on famous paintings Masterpiece Mats to enhance them.

#### RHYTHM PATTERNS Fresco Freestyle

★ CA 4 DRAMA

Listen to a song and pretend to paint the ceiling.

#### COLORING Starry Night Coloring

LID 7 WRITING

Strengthen fine motor by coloring and tracing inside the curvy lines.

### LESSON 5

#### COMMUNICATION Peekaboo Painting

LID 2 COMMUNICATION

Peek under sticky notes placed in the book to find a famous painting.

#### LIFE SKILLS Tower Building

★ MR 7 LOGIC & REASONING

Building structures with connecting blocks and talk about construction decisions.

#### COORDINATION Ladybug Dance

CA 2 DANCE & MOVEMENT

Pretend to be ladybugs while listening to a song.

#### STICKER ART Famous Painting Stickers

PD 2 FINE MOTOR

Decorate a museum wall with famous painting stickers.



# FAMILY NEWSLETTER


OUR WEEK WITH

# Colors

experience  
toddler



**This week**, let's read books about colors. Find this one at your library or on YouTube:



**Freight Train**  
by Donald Crews

TOGETHER

TIME

## Color Hunt

### What?

In the story of the week, we read a book about colors. Look at books this week and hunt for colors on each page.

### How?

Sit with your child and any storybook. Name a color then turn the pages and point at the picture each time your child sees that color.

### Why?

This activity supports reading enjoyment as well as builds vocabulary.





# Colors Calendar



experience  
**toddler**

## language & literacy

## math & reasoning

## music & movement

## art & drama

### LESSON 1

#### ACTIVE LISTENING

#### Color Up, Color Down

LID 1 LISTENING

Raise and lower a parachute while saying color or positional phrases.

#### NUMBER PLAY

#### How Many Do You See?

MR 1 NUMBER SENSE

Explore putting different Picture Pieces on Number Strips to decorate. Count together.

#### CREATIVE MOVEMENT

#### Bag of Colors Dance

CA 2 DANCE & MOVEMENT

Take turns pulling out a color button from a bag then dance to that color song.

#### COLLAGING

#### The Water Lily Pond

★ SS 4 HISTORY & SENSE OF TIME

Collage, paint and decorate a bridge and its background.

### LESSON 2

#### BOOK DISCOVERY

#### What Do You See?

LID 6 READING COMPREHENSION

Place a sticky note on each book page and learn new vocabulary words.

#### LIFE SKILLS

#### Loose Parts: Flowers

★ SCI 2 NATURAL & EARTH SCIENCE

Arrange and investigate nature items in various ways.

#### SOUNDS & SIGNS

#### Red & Away

SED 3 ATTENTION & PERSISTENCE

Practice making the signs for "red" and "away" while listening for prompts in a song.

#### PAINTING

#### Family Coat of Arms

CA 3 VISUAL ARTS

Make a handprint on the shield and talk about how families and friends protect each other.

### LESSON 3

#### PICTURES & LETTERS

#### Count the Colors

MR 1 NUMBER SENSE

Read a book and count the pictures on each page.

#### SENSORY PLAY

#### French Bakery

★ PD 5 NUTRITION

Talk about bread, pastries and cookies and make them out of playdough.

#### RHYTHM PATTERNS

#### Pick Up Shapes

CA 1 MUSIC

Move and pick up buttons while the song plays. Identify each shape as it is picked up.

#### COLORING

#### Coloring Shapes

PD 2 FINE MOTOR

Show a Shape Card, find the matching shape and color it.

### LESSON 4

#### STORY PLAY

#### Color Under the Bowl

MR 7 LOGIC & REASONING

Hide the Story Pieces one at a time under a bowl. Tell a story about why that character may be hiding. Identify the color.

#### MEASURE WITH ME

#### Light & Dark Shades

MR 4 MEASUREMENT

Sequence color cards from light to dark.

#### GROUP DANCE

#### Polka Dots

★ PD 1 GROSS MOTOR

Toss and catch a "dot" (pompom) while listening to a song.

#### DRAMATIC PLAY

#### Sunflower

SED 3 ATTENTION & PERSISTENCE

Make a sunflower puppet and pretend it is growing.

### LESSON 5

#### COMMUNICATION

#### Color Walk

LID 2 COMMUNICATION

Put the Story Pieces around the room, low on walls. Name a color and walk over to picture that is the same color.

#### SORTING & SHAPES

#### Button Designs

★ SED 3 ATTENTION & PERSISTENCE

Find two matching Fishing for Shapes Cards.

#### COORDINATION

#### Ladybugs on My Fingers

PD 2 FINE MOTOR

Put a small piece of tape on each finger and wiggle the five fingers to a rhyme. Remove one piece of tape at a time.

#### STICKER ART

#### Color Sticker Match

PD 2 FINE MOTOR

Sort stickers by color and put them on the part of the sheet with the matching color.

# FAMILY NEWSLETTER

OUR WEEK WITH

# MIX

experience  
toddler



**This week**, let's read books about painting.  
Find this one at your library or on YouTube:



**Mouse Paint**  
by Ellen Stoll Walshe

TOGETHER

TIME

## Whip Cream Colors

### What?

In the story of the week at school, we explored different colors and what happens when we mix them together.

### How?

Set out a bowl of water and squeeze in a drop of food coloring. Invite your child to stir in the color and see what happens as it mixes.

### Why?

This activity supports curiosity and investigation skills by stirring and seeing how the color mixes and changes the water.





# MIX Calendar



experience  
**toddler**

## language & literacy

### LESSON 1

#### STORY PLAY Tap a Color

MR 6 CLASSIFICATION

Hold a paper paintbrush and tap it on different colors in the book.

## math & reasoning

#### NUMBER PLAY Color Sticker Match

MR 6 CLASSIFICATION

Explore finding color matches.

## music & movement

#### CREATIVE MOVEMENT Star Mountain Moves

PD 1 GROSS MOTOR

Listen to a song and move from star pose to mountain pose as the song plays.

## art & drama

#### COLORING Follow the Chalk Road

★ SS 3 GEOGRAPHY

Practice coloring and trading with chalk to create a rainbow "road."

### LESSON 2

#### BOOK DISCOVERY Mix

LID 5 CONCEPTS OF PRINT

Explore the book and how to hold it right-side up. Use the pictures as clues to what is happening in the story.

#### MEASURE WITH ME Measuring Paintbrushes

MR 1 NUMBER SENSE

Line up matching color buttons on the Paintbrush Measuring Strips and measure with buttons.

#### SOUNDS & SIGNS Drawing with Friends

★ LID 7 WRITING

Listen to a song and color freely with friends.

#### STICKER ART Color Wheel Stickers

PD 2 FINE MOTOR

Practice the pincer-grasp by peeling off stickers and pressing them onto a sheet.

### LESSON 3

#### ACTIVE LISTENING Take Turns Coloring

SED 3 ATTENTION & PERSISTENCE

Listen to a read-aloud and take turns coloring on a shared sheet of paper with the named colors.

#### SENSORY PLAY Color Stick Designs

PD 2 FINE MOTOR

Put craft sticks in playdough to create sculptures. Count the number of sticks in the dough.

#### COORDINATION Ladybug Stop

PD 1 GROSS MOTOR

Move like ladybugs and freeze when the music stops.

#### DRAMATIC PLAY Defend the Castle

★ MR 2 SPATIAL AWARENESS

Build structures to protect animal toys.

### LESSON 4

#### COMMUNICATION Paint Your Syllables

LID 3 PHONOLOGICAL AWARENESS

Use a paintbrush to brush up and down on each syllable in a child's name.

#### SORTING & SHAPES Shape Masterpiece

MR 3 SHAPES

Identify shapes and put matching shapes on a Shape Mat.

#### RHYTHM PATTERNS Castle Wall

★ PD 1 GROSS MOTOR

Dance as a group while holding hands. Make a big circle then a small one.

#### COLLAGING Green Collage

PD 2 FINE MOTOR

Make a collage with green paper shapes. Name the shapes.

### LESSON 5

#### PICTURES & LETTERS Clap a Color

LID 3 PHONOLOGICAL AWARENESS

Read aloud the story and say the color together while clapping the syllables in words such as pur/ple or yel/low.

#### LIFE SKILLS Don't Wake the Lion

★ PD 3 SAFETY

Work together to carefully move around a sleeping "lion."

#### GROUP DANCE Red

CA 2 DANCE & MOVEMENT

Dance with a red paper strip and wave it in the air.

#### PAINTING Painter's Palette

CA 3 VISUAL ARTS

Make dabs of paint on the palette and identify colors. When dry, pretend to be a painter while holding the palette.