

FAMILY NEWSLETTER

OUR WEEK WITH

experience
toddler




Honest Owl

TOGETHER TIME

Clean Up the Truth

This week, This week, let's read books about being honest. Find this one at your library or on YouTube:



The Berenstain Bears and the Truth

by Stan & Jan Berenstain

What?

In the story of the week at school, we learned about an owl who realizes honesty is important when building trust with a friend. This week, practice telling the truth in a variety of situations.

How?

When it's time to pick up toys, ask your child if they already put their toys away. Explain that it is important to say what is true and if they need help, they can always ask you for support. Then work together to clean up the toys.

Why?

This activity supports character and relationship building.





Honest Owl Calendar



language & literacy

LESSON 1

COMMUNICATION Sand Letters

★ LLD 4 ALPHABETIC KNOWLEDGE

Search for and identify letters and pictures in a bin of sand.

math & reasoning

MEASURE WITH ME Apple Roll

MR 4 MEASUREMENT

Roll "apples" down a ramp and measure the distance they go.

music & movement

SOUNDS & SIGNS Wolf & World

SED 3 ATTENTION & PERSISTENCE

Listen to a song, practice the signs for "wolf" and "world" and howl like a wolf.

art & drama

COLLAGING Desert Owl Camouflage

LLD 2 COMMUNICATION

Investigate the properties of different art and nature materials while making a desert owl collage.

LESSON 2

BOOK DISCOVERY Owl's Apple Story

LLD 6 READING COMPREHENSION

Read a story, point at pictures and talk about expressions.

LIFE SKILLS Scooping Pan

PD 4 PERSONAL CARE

Practice how to scoop and fill pans or cupcake sections.

RHYTHM PATTERNS Camel Ride

★ PD 1 GROSS MOTOR

Crawl like camels to a song and balance a pillow on the back.

PAINTING Blue Star Prints

CA 3 VISUAL ARTS

Explore making fingerprint stars on a dark paper.

LESSON 3

STORY PLAY Forest Friends: Honest Owl

★ LLD 6 READING COMPREHENSION

Identify the characters in a story. Hold a character Story Piece and look for it in the book.

SENSORY PLAY W is for Wet Wolf

MR 6 CLASSIFICATION

Put foam stars on matching color and size stars.

GROUP DANCE Pass the Black

SED 3 ATTENTION & PERSISTENCE

Sit in a circle and pass a pompom around to the song.



COLORING Letter W Coloring

PD 2 FINE MOTOR

Color the letter W and pictures that begin with the /w/ sound.

LESSON 4

PICTURES & LETTERS Pyramid Hieroglyphics

★ LLD 7 WRITING

Go outdoors and explore creating chalk hieroglyphics.

SORTING & SHAPES Where is Black?

MR 7 LOGIC & REASONING

Hide one black pompom under a cup. Pick up cups to find the hidden pompom.

COORDINATION See My Star

PD 2 FINE MOTOR

Open and shut hands to make stars in the air.

DRAMATIC PLAY Camel Puppet

CA 4 DRAMA

Make a camel puppet and pretend it is walking across the desert.

LESSON 5

ACTIVE LISTENING Draw an Apple

LLD 6 READING COMPREHENSION

Draw or scribble while listening to a read-aloud. Use the drawings to retell the story.

NUMBER PLAY I Am Honest

★ MR 1 NUMBER SENSE

Count quantities up to six.

CREATIVE MOVEMENT Fly Around a Rope

CA 2 DANCE & MOVEMENT

Walk along a rope path and hop or step over it.

STICKER ART Honest Owl Stickers

PD 2 FINE MOTOR

Place stickers on paper and tell a story.





FAMILY NEWSLETTER

OUR WEEK WITH


Cactus

experience
toddler

TOGETHER

TIME

This week, let's read books about camels and cacti. Find this one at your library or on YouTube:



How the Camel Got Its Hump
by Justine Fontes

Camel Path

What?

In the story of the week, we followed paths on a page to discover different types of cacti. Make a path through your house and, with your child, follow it and pretend to be camels traveling across the desert.

How?

Use masking tape to make a path through your hall, around a table and to an "oasis" (glass of water). Encourage your child to crawl and follow the path. Put a pillow on their back as if it were a camel hump.

Why?

This activity supports geography skills as your child practices walking on a path. Children will also learn about camels and how they can walk many miles without water.



Cactus Calendar

experience
toddler



language & literacy

math & reasoning

music & movement

art & drama

LESSON 1

COMMUNICATION Cactus Shapes

LLD 2 COMMUNICATION

Compare photos of cacti to shapes such as ovals, circles and triangles.

LIFE SKILLS Hot in the Desert

★ PD 2 FINE MOTOR

Make a fan and talk about staying cool when it's hot outside.

SOUNDS & SIGNS Zebra Nap

LLD 2 COMMUNICATION

Listen to a song and practice making the signs for "zebra" and "nap."

PAINTING Cactus Fork Painting

CA 3 VISUAL ARTS

Explore stamping with a fork to make a pokey cactus.

LESSON 2

STORY PLAY Cactus Participation Story

LLD 6 READING COMPREHENSION

Listen actively and stand up each time you hear or see a character.

SORTING & SHAPES Tortoise or Turtle?

★ SCI 2 NATURAL & EARTH SCIENCE

Investigate the similarities and differences between tortoises and turtles.

RHYTHM PATTERNS Star Jar

PD 1 GROSS MOTOR

Pick up stars as the song plays and store them in a jar.

COLLAGING Armadillo Collage

PD 2 FINE MOTOR

Collage shapes onto a page to create an armadillo collage.



LESSON 3

BOOK DISCOVERY Armadillo Walks

LLD 5 CONCEPTS OF PRINT

Develop book handling skills by following text from left to right. Move an armadillo along a path.

MEASURE WITH ME Armadillo Races

MR 4 MEASUREMENT

Explore speed and distance by participating in armadillo races.

GROUP DANCE Burro's Song

★ SED 4 SOCIAL RELATIONSHIPS

Listen to a song and stomp like a burro to identify colors.

STICKER ART Cactus Sticker Names

LLD 2 COMMUNICATION

Match stickers to the cactus pictures on a sheet.

LESSON 4

PICTURES & LETTERS Zip Around Letter Z

LLD 3 PHONOLOGICAL AWARENESS

Walk on a masking tape Z path.

SENSORY PLAY Z Is for Zebra

LLD 4 ALPHABETIC KNOWLEDGE

Line up pompoms on the letter Z.

COORDINATION Honesty Always

CA 2 DANCE & MOVEMENT

Tap a rhythm and sway along to music.

DRAMATIC PLAY Cactus Sculpture

★ PD 3 SAFETY

Create a cactus sculpture with starch noodles.

LESSON 5

ACTIVE LISTENING Desert Path Sounds

LLD 3 PHONOLOGICAL AWARENESS

Imitate the sounds heard in a read-aloud story.

NUMBER PLAY Cactus Flowers

MR 6 CLASSIFICATION

Put flowers on the Cactus Number Cards.

CREATIVE MOVEMENT Tumblin' Tumbleweed

★ SED 2 SELF-REGULATION

Move scarves like tumbleweeds and twirl to music.

COLORING Letter Z Coloring

PD 2 FINE MOTOR

Color items that begin with the letter Z.

FAMILY NEWSLETTER


OUR WEEK WITH

Desert

experience
toddler



This week, let's read books about the desert. Find this one at your library or on YouTube:



Desert Night, Desert Day
by Anthony Fredericks

TOGETHER

TIME

Sandy Treasures

What?

In the story of the week at school, we looked for desert animals in a book.

How?

Fill a small box or bin with sand or dirt. Hide small toys or objects in the sand. Explore digging and finding the treasures. Talk about how the sand feels and what the treasure looks like.

Why?

This activity supports both communication skills and earth science skills as your child uses their senses to explore the sand and when talking about the hidden items they find.



Desert Calendar

experience
toddler

language & literacy

LESSON 1

BOOK DISCOVERY Look for Scorpion

LLD 5 CONCEPTS OF PRINT

Turn pages and look for the scorpion.

math & reasoning

SORTING & SHAPES Cactus Shape Match

MR 6 CLASSIFICATION

Match the shape on the cactus to the shape on the pot.

music & movement

COORDINATION Don't Sit on a Cactus!

PD 1 GROSS MOTOR

Do the Yoga pose during the song to improve balance, flexibility and strength.

art & drama

DRAMATIC PLAY Desert Cottontail Puppet

★ LLD 2 COMMUNICATION

Create a rabbit puppet and play with it.

LESSON 2

PICTURES & LETTERS Pompom, Please

LLD 2 COMMUNICATION

Use sign language to ask for a pompom.

NUMBER PLAY Cactus Counting

MR 1 NUMBER SENSE

Count out the same number of craft sticks as on the Cactus Number Cards, then arrange the pieces to make a cactus on the floor.

SOUNDS & SIGNS Please Sign Song

CA 2 DANCE & MOVEMENT

Listen for the words "please" and "thank you." Sign the words to the music.

PAINTING Desert Night Painting

★ SCI 3 PHYSICAL SCIENCE

Paint over crayon drawings with watery paint to create nighttime scenes.

LESSON 3

ACTIVE LISTENING Sticky Note Desert

LLD 2 COMMUNICATION

Peek under a sticky note in a book to see the hidden pictures.

LIFE SKILLS How to Care for a Cactus

PD 2 NATURAL & EARTH SCIENCE

Explore what is necessary for growing a cactus.

GROUP DANCE The Coyote in the Night

★ SED 4 SOCIAL RELATIONSHIPS

Dance and howl like coyotes.

COLLAGING Sand Designs

CA 3 VISUAL ARTS

Create a sand collage with sandpaper and paint.

LESSON 4

STORY PLAY Under the Sand

LLD 2 COMMUNICATION

Hide the Story Pieces one at a time under a pile of sand. Tell a story about why the animals may be hiding.

MEASURE WITH ME Tall Cactus

MR 4 MEASUREMENT

Explore tall and short by stacking cups.

CREATIVE MOVEMENT Rattlesnake Rhythm

★ MR 5 PATTERNS

Hold a shaker and shake/move to music.

STICKER ART My Desert Sticker Name

PD 2 FINE MOTOR

Put stickers on a page and identify the plants and animals.

LESSON 5

COMMUNICATION Sand Directions

PD 2 FINE MOTOR

Follow directions and make marks in a plate of sand.

SENSORY PLAY Campfire Shapes

★ MR 3 SHAPES

Recreate shapes and designs with playdough and nature items.

RHYTHM PATTERNS Fast-Slow Desert Dance


CA 2 DANCE & MOVEMENT

Change dancing speed in response to fast and slow music.

COLORING Desert Path Tracing

LLD 7 WRITING

Trace paths and build eye-hand coordination.



FAMILY NEWSLETTER

OUR WEEK WITH

Who Am I?

experience
toddler

TOGETHER

TIME

Peekaboo Who?

What?


In the story of the week at school, we imagined we were in the desert and discovered many new animals.

How?

Gather a variety of puppets, stuffed animals or photos of animals and play peekaboo with your child. Show only a part of the animal and have them guess what it is.

Why?

This activity supports logic skills by encouraging your child to deduct what is hidden by seeing a part of the whole. It also supports their communication skills by talking about the hiding objects.



There Was a Coyote Who Swallowed a Flea

by Jennifer Ward





Who Am I? Calendar



experience
toddler

LESSON 1

language & literacy

BOOK DISCOVERY

Who Am I?

LLD 5 CONCEPTS OF PRINT

Read the story aloud and talk about the pictures on the page.

math & reasoning

MEASURE WITH ME

Big Desert Moon

MR 4 MEASUREMENT

Place Story Pieces on a moon to determine if the moon or Story Pieces are bigger.

music & movement

COORDINATION

Star Path

PD 1 GROSS MOTOR

Dance and improve balance by walking heel-to-toe on a masking tape path. Step over toys on the line.

art & drama

PAINTING

Boot Designs

★ CA 3 VISUAL ARTS

Paint a cowboy boot with a bottle cap.



LESSON 2

PICTURES & LETTERS

N-O Spells No

LLD 4 ALPHABETIC KNOWLEDGE

Roll a ball to the letter "N" card and picture.

NUMBER PLAY

Sandy Numbers

MR 1 NUMBER SENSE

Touch textured numbers while learning the number names.

CREATIVE MOVEMENT

Night Catch

PD 1 GROSS MOTOR

Toss and catch, or pick up a pompom throughout the song.

DRAMATIC PLAY

Cowboy Hat Headband

★ CA 4 DRAMA

Paint a paper cowboy hat with twine. Then wear it and pretend to be in the Wild West!

LESSON 3

ACTIVE LISTENING

Signing Who & I

LLD 1 LISTENING

Listen to a read-aloud story and practice making the signs for "who" and "I."

SENSORY PLAY

Noodle N

LLD 4 ALPHABETIC KNOWLEDGE

Play with "noodles" in playdough and on sensory mats.

GROUP DANCE

Lasso Dance

★ SED 3 ATTENTION & PERSISTENCE

Work together to raise and lower, or shake a parachute in slow, then fast movements.

STICKER ART

Who Is in the Desert?

PD 2 FINE MOTOR

Decorate a Story Scene with stickers.

LESSON 4

STORY PLAY

Peekaboo Who?

LLD 2 COMMUNICATION

Peek an animal above the book, say "hello" and practice saying its name.

SORTING & SHAPES

Shooting Stars

MR 3 SHAPES

Toss pompoms at Star Targets on the wall.

SOUNDS & SIGNS

Ride the Horse

★ SS 3 GEOGRAPHY

Talk about horses and dance around the room to the letter N.

COLLAGING

Desert Sunset Collage

CA 3 VISUAL ARTS

Tear black paper to glue on a shadow landscape in the desert.

LESSON 5

COMMUNICATION

Desert Animal Names

LLD 2 COMMUNICATION

Put a pompom on the animal named.

LIFE SKILLS

Who's at the Rodeo?

★ MR 2 SPATIAL AWARENESS

Match rodeo pieces and build the puzzle.

RHYTHM PATTERNS

Cactus Chair

CA 2 DANCE & MOVEMENT

Dance freely and move between chairs as the music pauses.

COLORING

Letter N Coloring

PD 2 FINE MOTOR

Trace over the letter N and explore words that begin with the /n/ sound.